


Shelly Wall Display Script VO

Script	Scene Description	Visual Reference
<p><i>SFX:</i> <i>[Silence]</i> <i>We hear the clock ticking and a dog barking in the distance</i></p>	<p>Modern living room. Everything is dark. The camera pushes in, focusing on a sleek wall with the Shelly Wall Display mounted. Soft natural lighting enters the room.</p>	

SFX: Upbeat music starts

Meet The Shelly Wall
Display

Curtains raise up.

Lights turn on.

Close-up of the Shelly Wall Display turning on, showing its clear,
bright color display.

Match cut: Color changes from black to white.

Music examples:

<https://www.premiumbeat.com/royalty-free-tracks/paphos>

<https://www.premiumbeat.com/royalty-free-tracks/loco>

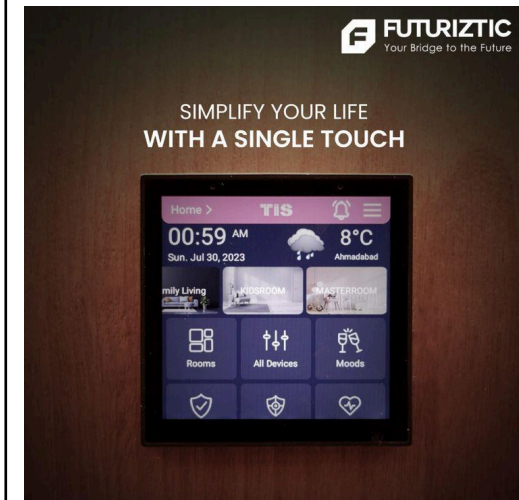
<https://www.premiumbeat.com/royalty-free-tracks/cubano>



<https://www.premiumbeat.com/royalty-free-tracks/feelin-fresh>

<https://www.premiumbeat.com/royalty-free-tracks/funk-you>

<https://www.premiumbeat.com/royalty-free-tracks/under-the-disco-moon>



<https://www.premiumbeat.com/royalty-free-tracks/soulful-rewind>




<p>With a simple, intuitive interface, manage all your smart devices from one place.</p>	<p>The wall display is in the middle of the screen. We have appliances and lights on the sides. Demonstration of the home screen.</p>	
<p>Control your lighting, and manage your appliances, with just a tap.</p>	<p>Split screen. Left: Wall Display lighting switch. Right: Light bulb switches on.</p> <p>Left: Wall display, user taps on the switch. Right: AC turns on.</p>	

Need precise climate control?


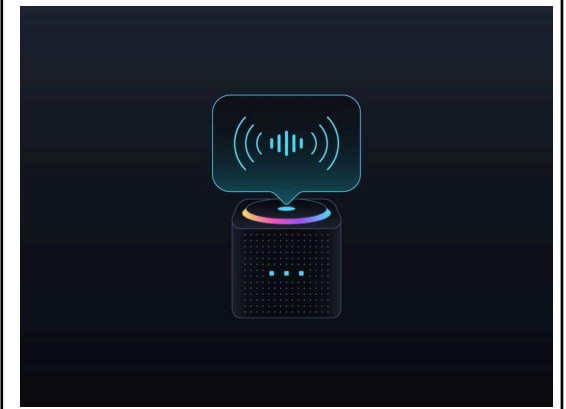
The temperature rises on the display in a circular motion



<p>Shelly BLU H&T comes extra with Shelly Wall Display</p>	<p>Shelly BLU H&T moves next to the wall display, on a gradient background.</p>	
<p>helping you adjust your home's temperature and humidity.</p>	<p>Motion graphic lines overlay in the living room showing temperature and humidity monitoring in real-time.</p> <p>The animation blends with the live-action video.</p> <p>(Similar to what you had in the Plug S Video)</p>	
<p>Personalize your home screen for instant control of your best devices.</p>	<p>The user adds a few devices to the screen.</p>	

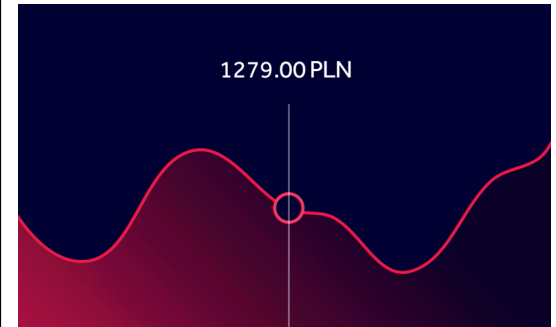
Oh... you got Sonos
speakers?
Control them seamlessly
from the display.

He finally adds a speaker icon.
We click on the speaker icon and transition to a close-up of real
speakers playing loudly.



For the geeks - monitor and optimize your entire energy consumption at home.

A person turns his head to the camera and looks into the lens. Graphs of power usage moving on the display. Animated charts visualize energy consumption across different devices.



Need more widgets?
We got you.

Media player, Radio, Weather show up on the screen.




Connect Shelly Wall Display to Wi-Fi or Bluetooth and gain control over your entire smart home.

Close up of clicking on a Wi-Fi and Bluetooth icon.

Close-up of a person's eye opening up.



<p>Shelly Wall Display – making your home smarter, one tap at a time.</p>	<p>Match cut: The wall display is on the wall in the living room. The background gets dark.</p> <p>SFX: Light switch.</p> <p>Only the wall display remains on the screen. We end on a product shot on a gradient background.</p>	
<p>Shelly Logo</p>	<p>Hard cut to Shelly's logo.</p>	